



# Blackboard Collaborate Breakout Groups

Heather Caprette, MFA, Sr. Media Developer/Instructional Designer

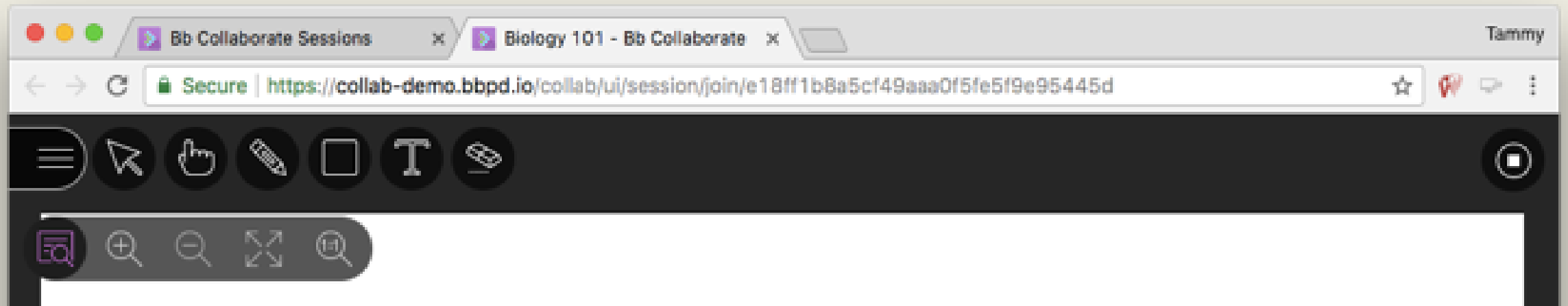
# What are breakout groups?



- Mini-session rooms separate/private from one main session room
- Where groups or pairs of students can work on a problem, share ideas privately
- Can be random distribution or custom-made groups
- Moderator can move between breakout rooms before bring students back to the main room

# What can groups do?

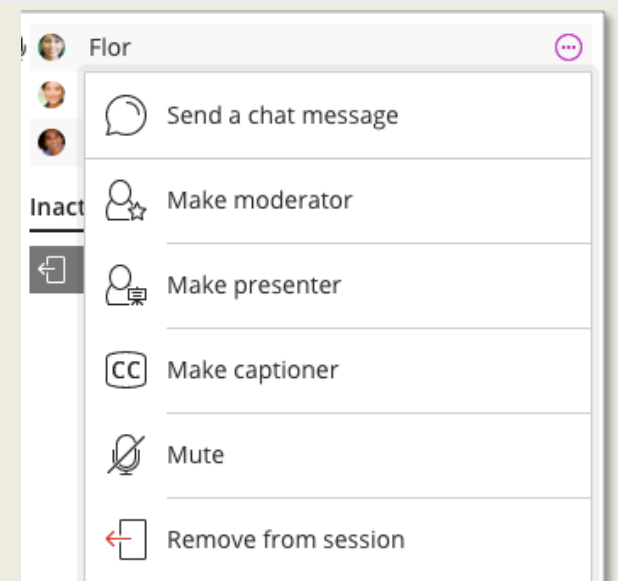
- Share a whiteboard on which they draw and type
- Share files (PowerPoint, PDF, images) on which they annotate
- Share Screen, Application, or Browser Tab
- Share audio, video, chat



# Activities you can do with Breakout Groups

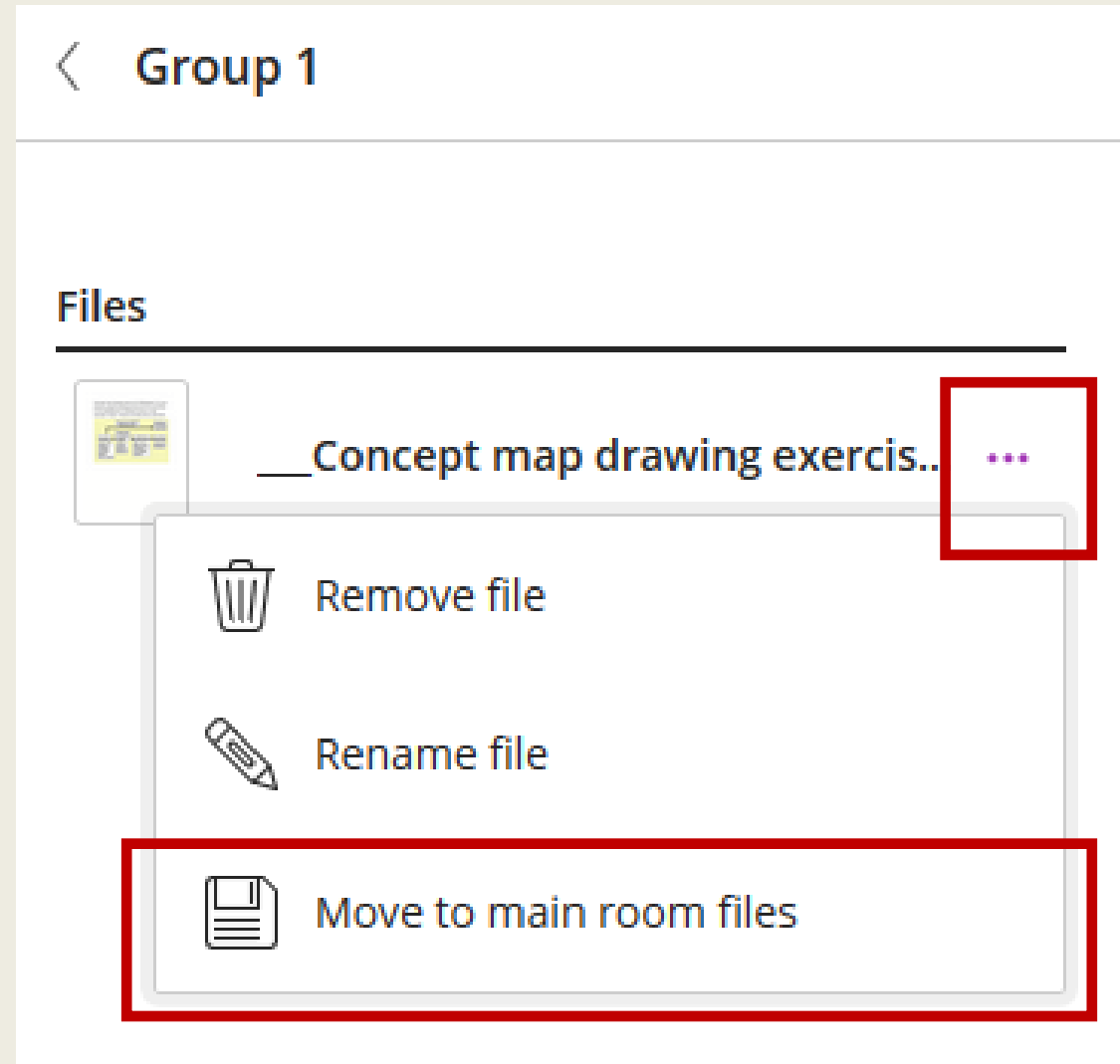
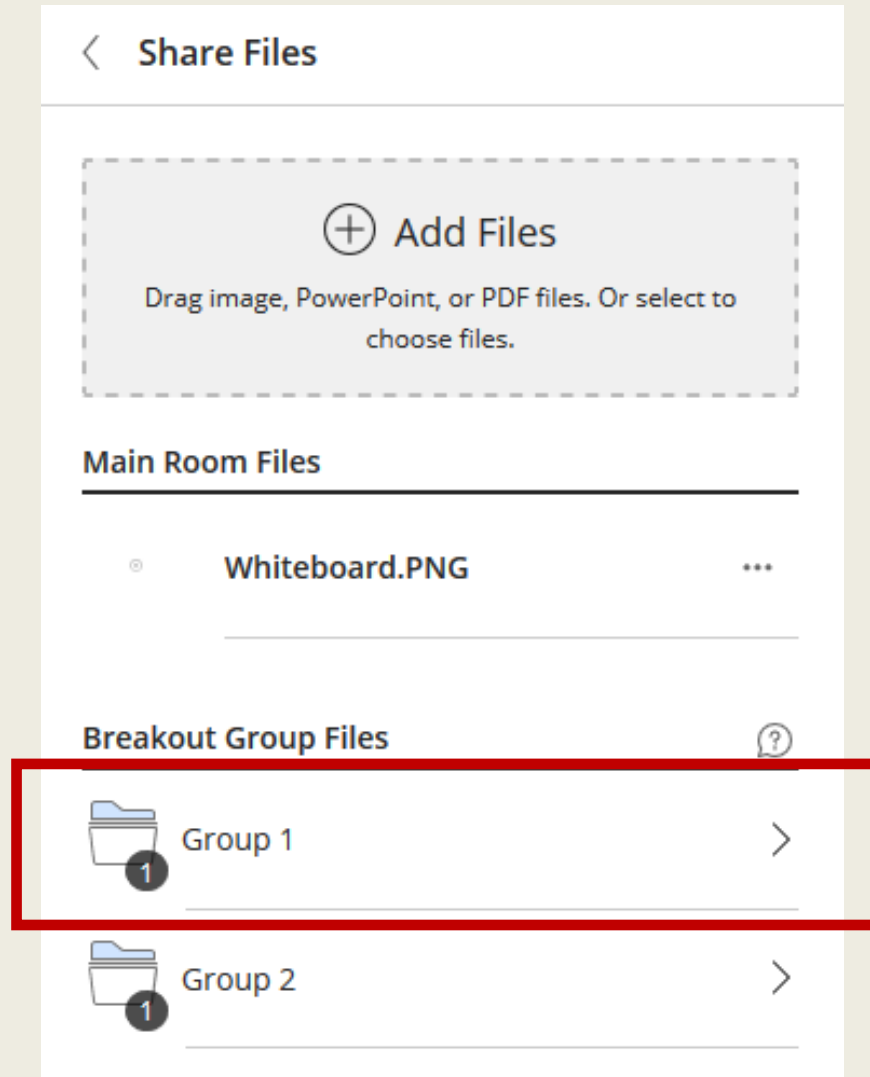
- Ice Breaker for students to get to know one another - could be questions about how they are adapting to online learning.
- Problem-solving: engineering, statistic or math applications can be screen shared; case studies and students determine diagnosis, treatment options, care plans.
- Concept mapping- visual relationships between concepts or ideas represented by boxes, circles and text, connected by lines.
- Ask them to determine their opinion on a topic before lecturing on it or holding discussion. Could be a controversial approach to their field/practice.

# Roles in Blackboard Collaborate



- **Moderator:** Moderators have full control over all content being shared. They can make any attendee a presenter or a moderator. Moderators see hand raise notifications and can lower hands. They can remove attendees from a session, but they cannot remove other moderators. Moderators can set the session settings, including deciding what participants can and can't do. Moderators get email with links to their session recordings.
- **Presenter:** The presenter role is designed to allow students to present without giving them full moderator privileges. Presenters can upload, share, edit, and stop sharing content. They can also see hand raise notifications and can lower hands.
- **Participant:** Participants can enable and disable notifications, such as when participants enter and leave a session or when someone has posted something to the chat. Moderators decide if participants share audio and video, chat, and draw on the whiteboard or shared files.

# Sharing after back in Main Room





# Contact

Heather Caprette

Sr. Media Developer/Instructional Designer

Center for eLearning

[h.caprette@csuohio.edu](mailto:h.caprette@csuohio.edu)

216-802-3142