



Cleveland State University

Office of the University Architect

FINISH STANDARDS

PUBLISHED

MARCH 2014



Cleveland State University

Office of the University Architect

FINISH STANDARDS

Finish Standards have been developed by the Office of the University Architect to help provide a more cohesive look to the campus as a whole, as well as allowing for more efficient Zone Maintenance and faster project delivery. Several deciding factors went into these selections, including cost, maintenance, and availability, as well as environmental factors such as recycled content and indoor air quality. All requests for new finishes are to go through the FAST Service Request process via the Facilities Management website at <http://fastrequest.csuohio.edu/>



MARCH 2014

Please note that for all OUA projects, design firms and/or vendors must get written approval from the CSU Interior Designer and Project Manager in order to deviate from these standards.

***Digital/print copies of Finish Standards DO NOT match actual samples.
Office of the University Architect and Facilities Management have sample binders to be used on FAST Service Requests.***

Mailing Address: 2121 Euclid Avenue, PS 218, Cleveland, Ohio 44115-2214
Campus Location: Plant Services Building, Rm. 218, 1802 East 25th Street, Cleveland, Ohio
(216) 687-2000, Fax (216) 687-9227



Cleveland State University

Office of the University Architect

CARPET STANDARDS

Finish Standards are based upon the ability of spaces to be “maintainable and transferrable”. Standardized products provide a more cohesive look to the campus as a whole, as well as allowing for more efficient Zone Maintenance. Several deciding factors went into these selections, including cost (under \$25 per sq. yd. on state contract), maintenance (Antron 6/6 nylon, solution dyed), availability (perceived lifespan of pattern), and recycled content (as noted below).

MOHAWK:

Pattern #1: Flamestitch III

Specifications: 24x24 tile, Non-directional installation, 37% recycled content

Colorways:	1A - 984	Patchwork	blue
	1B - 935	Feather Stitch	gray
	1C - 882	Bargello	brown
	1D - 655	Crazy Quilt	green

INTERFACE:

Pattern #2: Primary Stitch

Specifications: 20x20 tile, Brick installation, 51% recycled content

Colorways:	2A - 102419	Purl	blue
	2B - 102415	Satin	gray
	2C - 102411	Crewel	brown
	2D - 102413	Moss	green

Pattern #3: Prairie Grass

Specifications: 20x20 tile, Ashlar installation, 67% recycled content

Colorways:	3A - 9306	Delta	blue
	3B - 9313	Pampas	teal
	3C - 9309	Canopy	aqua
	3D - 9312	Savannah	green

Pattern #4: Happening

Specifications: 20x20 tile, Quarter-turn installation, 51% recycled content

Colorways:	4A - 2975	Recollections	blue
	4B - 2976	Reminiscent	gray
	4C - 2978	Yesterday	brown
	4D - 2974	Repetitions	green



Cleveland State University

Office of the University Architect

INTERFACE:

Pattern #5: Entropy

Specifications: 20x20tile, Non-directional installation, 68% recycled content

Colorways:	5A - 7237	Ebb Tide	blue
	5B - 7202	Myriad	brown
	5C - 7212	Chaos	green

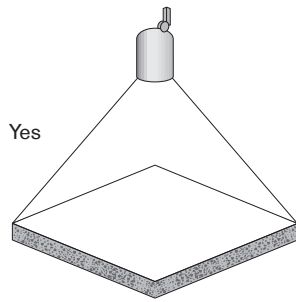
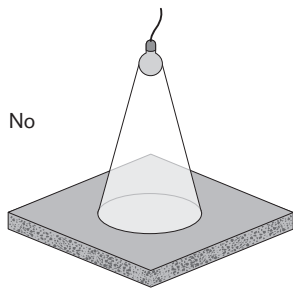
MANNINGTON:

Pattern #6: Tibetan Wool

Specifications: 24x24 tile, Non-directional installation, 40% recycled content

Colorways:	6A - 34020	Lanolin	blue
	6B - 84016	Tibetan Tiger	brown
	6C - 44011	Potala	green

Lighting



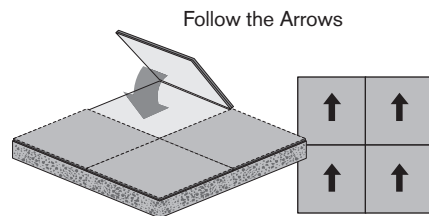
The lighting to be used by the building occupants must be in service for proper inspection of color and joints.

INSTALLATION OF CARPET TILES SHOULD BE THE LAST ITEM ON THE CONSTRUCTION SCHEDULE. CAREFULLY CONSIDER THE RISKS IF YOU ARE ASKED TO INSTALL CARPET TILES TOO EARLY. IF CARPET TILES ARE INSTALLED BEFORE CONSTRUCTION IS COMPLETE, ANY STAINING, SOILING OR DAMAGE CAUSED BY OTHER TRADES MAY VOID THE PRODUCT WARRANTY.

SQUARE TILES

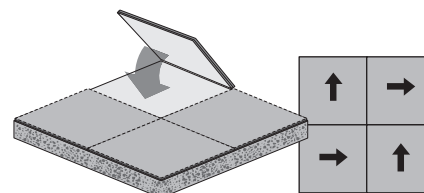
(for Plank Tile Instructions see page 11)

Monolithic Installation



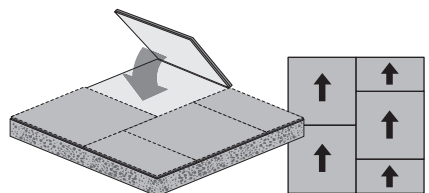
An arrow is printed on the back of each carpet tile to indicate pile direction. Make sure the arrows point in the same direction throughout your installation.

Quarter-Turn Installation



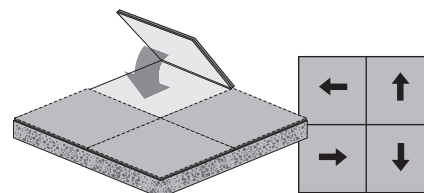
Some Interface GlasBac/GlasBacRE tiles are designed to be installed in a parquet pattern. In this case, the arrows should be turned 90 degrees every other tile.

Ashlar Installation



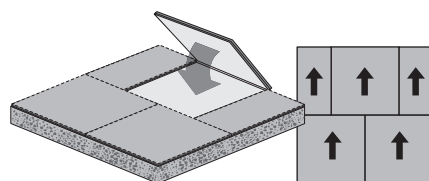
Some Interface GlasBac/GlasBacRE tiles are designed to be installed in an ashlar pattern by offsetting the front and back tile joints.

Non Directional Installation



Some Interface GlasBac/GlasBacRE tiles are designed to be installed in a non directional pattern. This pattern allows installation of tiles without regard to arrow direction.

Brick Installation



Some Interface GlasBac/GlasBacRE tiles are designed to be installed in a brick pattern by offsetting the side joints of the tiles.

Tools

Proper installation requires tools on the following checklist.

- English/Metric steel measuring tape
- White chalk line
- Carpet knife
- Carpet knife replacement blades
- Steel straight edge
- Carpenter's square
- Broom
- Sander
- Vacuum
- Hammer
- Scraper
- TacTiles OR
- Recommended adhesive with 1/2" nap paint roller

NOTE: INTERFACE ASSUMES NO LIABILITY FOR ISSUES RELATED TO OR RESULTING FROM INSTALLING OUT OF SPECIFICATION, INCLUDING, BUT NOT LIMITED TO, RECOMMENDED INSTALLATION METHOD.



Cleveland State University

Office of the University Architect

RUBBER BASE STANDARDS

Finish Standards are based upon the ability of spaces to be “maintainable and transferrable”. Standardized colors provide a more cohesive look to the campus as a whole, as well as allowing for more efficient Zone Maintenance. Several deciding factors went into these selections, including the ability to hide wear/mars (dark colors), recycled content, and the ability to be recycled/reprocessed upon removal.

SPECIFICATIONS:

4" H x 1/8" thick rubber, toed, roll/coil goods

Base Colors:	63	Burnt Umber	Matching Paint:	SW 7069	Iron Ore
	40	Black		SW 6990	Caviar
	47	Brown		SW 6006	Black Bean
	20	Charcoal		SW 7075	Web Gray



Cleveland State University

Office of the University Architect

PAINT STANDARDS

Finish Standards are based upon the ability of spaces to be “maintainable and transferrable”. Standardized colors provide a more cohesive look to the campus as a whole, as well as allowing for more efficient Zone Maintenance. Several deciding factors went into these selections, including what office colors are already primarily used on campus (Dover White, Antique White, Bone White), utilizing the “Official University Color Palette” but toning the colors down to be suitable for wall-sized applications, and specifying a paint product (Harmony) that has zero VOCs for better indoor air quality.

OFFICES:

To be painted one color throughout:

SW 6385	Dover White
SW 6119	Antique White
SW 6112	Biscuit (aka Bone White)
SW 6365	Cachet Cream
SW 7064	Passive

SUITE RECEPTION / CORRIDOR:

May have an accent wall:

SW 6816	Dahlia
SW 6802	Jacaranda
SW 6801	Regale Blue
SW 6773	Rapture Blue
SW 6739	Eco Green
SW 6717	Lime Rickey
SW 6703	Frolic
SW 6675	Afternoon
SW 6655	Adventure Orange
SW 6621	Emotional

LARGE PROJECTS and/or PUBLIC SPACES:

Must go through the Office of the University Architect.

SPECIFICATIONS:

Paint to be Sherwin Williams zero VOC Harmony.

Offices/Suites/Classrooms to be egg-shell finish.

Doors/Frames and Public Corridors to be semi-gloss finish.



Cleveland State University

Office of the University Architect

MARKETING COLOR STANDARDS

FOR REFERENCE:

The following paint colors match the "Official University Color Palette" (attached).

UNIVERSITY GREEN	SW 6748	Greens
CAMPAIGN GREEN	SW 6923	Festival Green
ENGAGED LEARNING YELLOW	SW 6703	Frolic
ENGAGED LEARNING BLUE	SW 6794	Flyway
CSU DARK BLUE	SW 6966	Blueblood
CSU LAVENDER	SW 6970	Venture Violet
CSU RED	SW 6867	Fireworks
CSU ORANGE	SW 6887	Navel
CSU YELLOW	SW 6897	Sundance



CSU FULL COLOR PALETTE

These colors represent CSU's primary color palette. Along with the use of white, these colors should make up the bulk of the colors utilized in application. Traditionally, University Green is the color used for formal University events, communications and athletics. The Campaign Green is traditionally used for student (current and prospective) and community events/communications.

These colors represent CSU's secondary accent palette, to be used in conjunction with the primary color palette. These colors should be used sparingly, or as a consistent accent to create a cohesive sub-palette for a University entity.

For questions regarding the implementation of the CSU color palette, please contact the University Marketing Department.

CSUOHIO.EDU/MARKETING
216.687.2290

PRINT COLORS

DIGITAL COLORS

PRIMARY GREEN



UNIVERSITY GREEN
PMS 342 Coated and Uncoated
CMYK Coated and Matte: 100, 9, 66, 41
CMYK Uncoated: 97, 7, 80, 33

UNIVERSITY GREEN
RGB: 0 - 106 - 77
HEX: 006A4D

SECONDARY GREEN



CAMPAIGN GREEN
PMS 368 Coated and Uncoated
CMYK Coated and Matte: 63, 0, 97, 0
CMYK Uncoated: 51, 0, 86, 0

CAMPAIGN GREEN
RGB: 105 - 190 - 40
HEX: 69BE28

NEUTRAL



CSU GRAY
PMS Warm Gray 4 Coated and Uncoated
CMYK Coated and Matte: 9, 11, 13, 23
CMYK Uncoated: 8, 10, 12, 24

CSU GRAY
RGB: 183 - 177 - 169
HEX: B7B1A9

LIMITED USE ACCENTS



ENGAGED LEARNING BLUE
PMS 2915 Coated and Uncoated
CMYK Coated and Matte: 61, 7, 0, 0
CMYK Uncoated: 53, 4, 1, 0

ENGAGED LEARNING BLUE
RGB: 94 - 182 - 228
HEX: 5EB6E4



ENGAGED LEARNING YELLOW
PMS 382 Coated and Uncoated
CMYK Coated and Matte: 28, 0, 92, 0
CMYK Uncoated: 32, 0, 82, 0

ENGAGED LEARNING YELLOW
RGB: 190 - 214 - 0
HEX: BED600



CSU DARK BLUE
PMS BLUE 072 Coated and Uncoated
CMYK Coated and Matte: 100, 85, 0, 4
CMYK Uncoated: 78, 56, 0, 0

CSU DARK BLUE
RGB: 0 - 24 - 168
HEX: 0018A8



CSU RED
PMS 485 Coated and Uncoated
CMYK Coated and Matte: 0, 73, 92, 1
CMYK Uncoated: 0, 93, 95, 0

CSU RED
RGB: 213 - 43 - 30
HEX: D52B1E



CSU ORANGE
PMS 1505 Coated and Uncoated
CMYK Coated and Matte: 0, 52, 80, 0
CMYK Uncoated: 0, 43, 82, 0

CSU ORANGE
RGB: 255 - 110 - 0
HEX: FF6E00



CSU YELLOW
PMS 129 Coated and Uncoated
CMYK Coated and Matte: 0, 11, 70, 0
CMYK Uncoated: 0, 11, 70, 0

CSU YELLOW
RGB: 243 - 207 - 69
HEX: F3CF45



CSU LAVENDER
PMS 2715 Coated and Uncoated
CMYK Coated and Matte: 56, 46, 0, 0
CMYK Uncoated: 40, 35, 0, 0

CSU LAVENDER
RGB: 136 - 132 - 213
HEX: 8884D5



**BREAKTHROUGH
INNOVATION.**

**EXCELLENT
PERFORMANCE.**

**EXCLUSIVE
FORMULA.**

Harmony Paint — long known for its premium performance in a zero VOC formula — now contains Formaldehyde Reducing Technology, which helps promote better indoor air quality by reducing airborne concentrations of formaldehyde and other aldehydes. This unique technology actually helps reduce the levels of volatile organic compounds (VOCs) from potential sources like insulation, carpet, cabinets, fabrics and other building materials.

In addition, Harmony contains Odor Eliminating Technology, which reduces ambient odors of organic origin, like pet, cooking and smoke odors — making it ideal for multi-family, healthcare, institutional, commercial and residential projects. This zero VOC formula meets the most stringent VOC regulations. Harmony contains anti-microbial agents which minimize deterioration of the paint film caused by mold and mildew and extend the useful life of the paint. Harmony Paint provides great coverage, a finish that lasts, reduces interior odors and helps promote better indoor air quality.

HARMONY KEY BENEFITS

- Formaldehyde Reducing Technology helps improve indoor air quality by reducing VOCs from possible sources like insulation, carpet, cabinets and fabrics.*
- Odor Eliminating Technology helps reduce common indoor odors so rooms stay fresher, longer.*
- Anti-microbial agents inhibit the growth of mold and mildew on the paint surface and inhibit the growth of bacterial odors.
- Zero VOC formula tinted with ColorCast Ecotoner® Colorants that do not add VOCs when tinted.
- Great hide and a durable finish that withstands frequent washings.
- Available in flat, egg-shell and semi-gloss.

*The length of time Harmony actively reduces odors and formaldehyde depends on the concentration, the frequency of exposure and the amount of painted surface area.

ALSO AVAILABLE:

HARMONY® INTERIOR LATEX WALL PRIMER

- Primes, seals and hides.
- Prepares the surface to provide good topcoat performance.
- Zero VOCs.





Cleveland State University


Office of the University Architect

CARPET SAMPLES



Cleveland State University

Office of the University Architect



CARPET TILE - 1A

MARCH 2014

MOHAWK

FLAMESTITCH III

984 PATCHWORK

(BLUE)

Non-Directional Installation



Cleveland State University

Office of the University Architect



CARPET TILE - 1B

MARCH 2014

MOHAWK
FLAMESTITCH III
935 FEATHER STITCH
(GRAY)
Non-Directional Installation



Cleveland State University

Office of the University Architect



CARPET TILE - 1C

MARCH 2014

MOHAWK

FLAMESTITCH III

882 BARGELLO

(BROWN)

Non-Directional Installation



Cleveland State University

Office of the University Architect



CARPET TILE - 1D

MARCH 2014

MOHAWK

FLAMESTITCH III

655 CRAZY QUILT

(GREEN)

Non-Directional Installation



Cleveland State University

Office of the University Architect



CARPET TILE - 2A


MARCH 2014

INTERFACE
PRIMARY STITCH
102419 PURL
(BLUE)
Brick Installation



Cleveland State University

Office of the University Architect



CARPET TILE - 2B


MARCH 2014

INTERFACE
PRIMARY STITCH
102415 SATIN
(GRAY)
Brick Installation



Cleveland State University

Office of the University Architect



CARPET TILE - 2C

MARCH 2014

INTERFACE
PRIMARY STITCH
102411 CREWEL
(BROWN)
Brick Installation



Cleveland State University

Office of the University Architect



CARPET TILE - 2D

MARCH 2014

INTERFACE
PRIMARY STITCH
102413 MOSS
(GREEN)
Brick Installation



Cleveland State University

Office of the University Architect



CARPET TILE - 3A

MARCH 2014

INTERFACE
PRAIRIE GRASS
9306 DELTA
(BLUE)
Ashlar Installation



Cleveland State University

Office of the University Architect



CARPET TILE - 3B

MARCH 2014

INTERFACE
PRAIRIE GRASS
9313 PAMPAS
(TEAL)
Ashlar Installation



Cleveland State University

Office of the University Architect



CARPET TILE - 3C

MARCH 2014

INTERFACE
PRAIRIE GRASS
9309 CANOPY
(AQUA)
Ashlar Installation



Cleveland State University

Office of the University Architect



CARPET TILE - 3D


MARCH 2014

INTERFACE
PRAIRIE GRASS
9312 SAVANNAH
(GREEN)
Ashlar Installation



Cleveland State University

Office of the University Architect



CARPET TILE - 4A

MARCH 2014

INTERFACE
HAPPENING
2975 RECOLLECTIONS
(BLUE)
Quarter-Turn Installation



Cleveland State University

Office of the University Architect



CARPET TILE - 4B


MARCH 2014

INTERFACE
HAPPENING
2976 REMINISCENT
(GRAY)
Quarter-Turn Installation



Cleveland State University

Office of the University Architect



CARPET TILE - 4C

MARCH 2014

INTERFACE
HAPPENING
2978 YESTERDAY
(BROWN)
Quarter-Turn Installation



Cleveland State University

Office of the University Architect



CARPET TILE - 4D


MARCH 2014

INTERFACE
HAPPENING
2974 REPETITIONS
(GREEN)
Quarter-Turn Installation



Cleveland State University

Office of the University Architect



CARPET TILE - 5A

MARCH 2014

INTERFACE

ENTROPY

7237 EBB TIDE


(BLUE)

Non-Directional Installation



Cleveland State University

Office of the University Architect



CARPET TILE - 5B

MARCH 2014

INTERFACE

ENTROPY

7202 MYRIAD


(BROWN)

Non-Directional Installation



Cleveland State University

Office of the University Architect



CARPET TILE - 5C

MARCH 2014

INTERFACE
ENTROPY
7212 CHAOS
(GREEN)

Non-Directional Installation



Cleveland State University

Office of the University Architect



CARPET TILE - 6A

MARCH 2014

MANNINGTON
TIBETAN WOOL
34020 LANOLIN
(BLUE)

Non-Directional Installation



Cleveland State University

Office of the University Architect



CARPET TILE - 6B

MARCH 2014

MANNINGTON
TIBETAN WOOL
94016 TIBETAN TIGER
(BROWN)
Non-Directional Installation



Cleveland State University

Office of the University Architect



CARPET TILE - 6C

MARCH 2014

MANNINGTON

TIBETAN WOOL

44011 POTALA

(GREEN)

Non-Directional Installation



Cleveland State University


Office of the University Architect

RUBBER BASE SAMPLES



Cleveland State University

Office of the University Architect



RUBBER BASE - 1

MARCH 2014

JOHNSONITE
63 BURNT UMBER

Matching Paint:
SW 7069 IRON ORE



Cleveland State University

Office of the University Architect



RUBBER BASE - 2

MARCH 2014

JOHNSONITE

40 BLACK

Matching Paint:
SW 6990 CAVIAR



Cleveland State University

Office of the University Architect



RUBBER BASE - 3

MARCH 2014

JOHNSONITE

47 BROWN

Matching Paint:
SW 6006 BLACK BEAN



Cleveland State University

Office of the University Architect



RUBBER BASE - 4

MARCH 2014

JOHNSONITE
20 CHARCOAL

Matching Paint:
SW 7075 WEB GRAY



Cleveland State University


Office of the University Architect

GENERAL PAINT SAMPLES



Cleveland State University

Office of the University Architect



GENERAL PAINT - 1

MARCH 2014

SHERWIN WILLIAMS

SW 6385

DOVER WHITE



Cleveland State University

Office of the University Architect



GENERAL PAINT - 2

MARCH 2014

SHERWIN WILLIAMS

SW 6119

ANTIQUÉ WHITE



Cleveland State University

Office of the University Architect



GENERAL PAINT - 3

MARCH 2014

SHERWIN WILLIAMS

SW 6112

BISCUIT

(aka BONE WHITE)



Cleveland State University

Office of the University Architect



GENERAL PAINT - 4

MARCH 2014

SHERWIN WILLIAMS

SW 6365

CACHET CREAM



Cleveland State University

Office of the University Architect



GENERAL PAINT - 5

MARCH 2014

SHERWIN WILLIAMS

SW 7064

PASSIVE



Cleveland State University


Office of the University Architect

ACCENT PAINT SAMPLES



Cleveland State University

Office of the University Architect



ACCENT PAINT - 6

MARCH 2014

SHERWIN WILLIAMS


SW 6816

DAHLIA



Cleveland State University

Office of the University Architect



ACCENT PAINT - 7

MARCH 2014

SHERWIN WILLIAMS


SW 6802

JACARANDA



Cleveland State University

Office of the University Architect



ACCENT PAINT - 8

MARCH 2014

SHERWIN WILLIAMS


SW 6801

REGALE BLUE



Cleveland State University

Office of the University Architect



ACCENT PAINT - 9

MARCH 2014

SHERWIN WILLIAMS


SW 6773

RAPTURE BLUE



Cleveland State University

Office of the University Architect



ACCENT PAINT - 10

MARCH 2014

SHERWIN WILLIAMS

SW 6739

ECO GREEN



Cleveland State University

Office of the University Architect



ACCENT PAINT - 11

MARCH 2014

SHERWIN WILLIAMS


SW 6717

LIME RICKEY



Cleveland State University

Office of the University Architect



ACCENT PAINT - 12

MARCH 2014

SHERWIN WILLIAMS


SW 6703

FROLIC



Cleveland State University

Office of the University Architect



ACCENT PAINT - 13

MARCH 2014

SHERWIN WILLIAMS


SW 6675

AFTERNOON



Cleveland State University

Office of the University Architect



ACCENT PAINT - 14


MARCH 2014

SHERWIN WILLIAMS
SW 6655
ADVENTURE ORANGE



Cleveland State University

Office of the University Architect



ACCENT PAINT - 15

MARCH 2014

SHERWIN WILLIAMS

SW 6621

EMOTIONAL



Cleveland State University


Office of the University Architect

MARKETING COLOR SAMPLES



Cleveland State University

Office of the University Architect



MARKETING PAINT - 16

MARCH 2014

SHERWIN WILLIAMS

SW 6748

GREENS

(UNIVERSITY GREEN)



Cleveland State University

Office of the University Architect



MARKETING PAINT - 17

MARCH 2014

SHERWIN WILLIAMS


SW 6923

FESTIVAL GREEN
(CAMPAIGN GREEN)



Cleveland State University

Office of the University Architect



MARKETING PAINT - 18


MARCH 2014

SHERWIN WILLIAMS
SW 6703
FROLIC
(ENGAGED LEARNING YELLOW)



Cleveland State University

Office of the University Architect



MARKETING PAINT - 19


MARCH 2014

SHERWIN WILLIAMS
SW 6794
FLYWAY
(ENGAGED LEARNING BLUE)



Cleveland State University

Office of the University Architect



MARKETING PAINT - 20

MARCH 2014

SHERWIN WILLIAMS

SW 6966


BLUEBLOOD

(CSU DARK BLUE)



Cleveland State University

Office of the University Architect



MARKETING PAINT - 21

MARCH 2014

SHERWIN WILLIAMS

SW 6970

VENTURE VIOLET

(CSU LAVENDER)



Cleveland State University

Office of the University Architect



MARKETING PAINT - 22

MARCH 2014

SHERWIN WILLIAMS

SW 6867
FIREWORKS
(CSU RED)



Cleveland State University

Office of the University Architect



MARKETING PAINT - 23

MARCH 2014

SHERWIN WILLIAMS

SW 6887


NAVEL

(CSU ORANGE)



Cleveland State University

Office of the University Architect



MARKETING PAINT - 24

MARCH 2014

SHERWIN WILLIAMS

SW 6897

SUNDANCE

(CSU YELLOW)