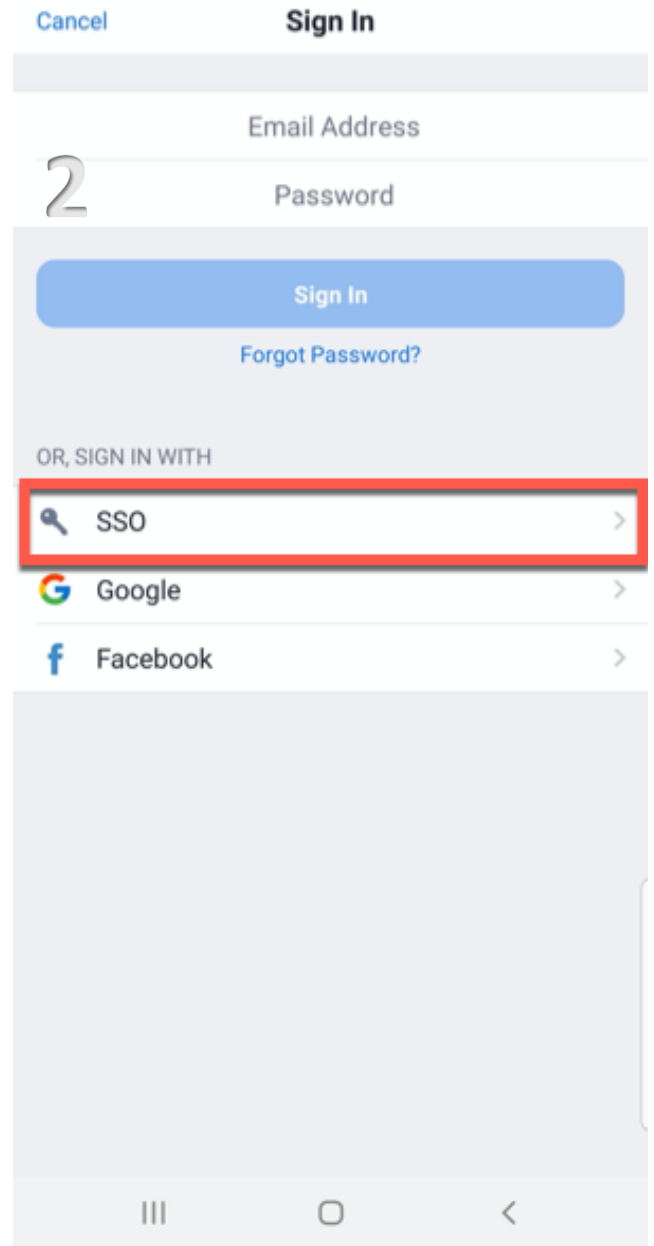
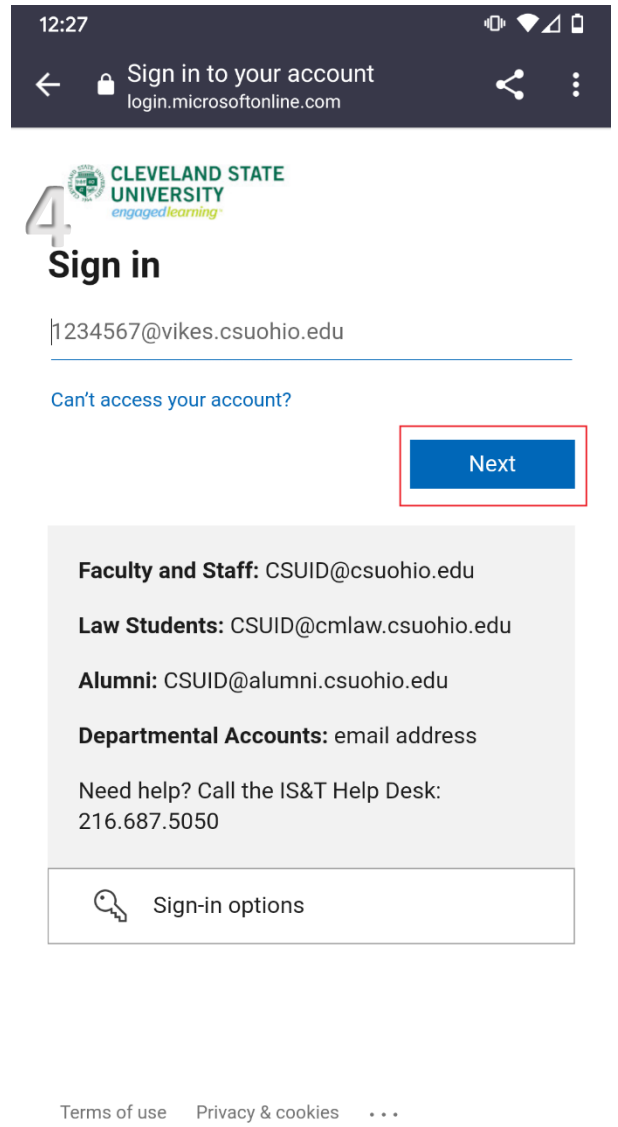
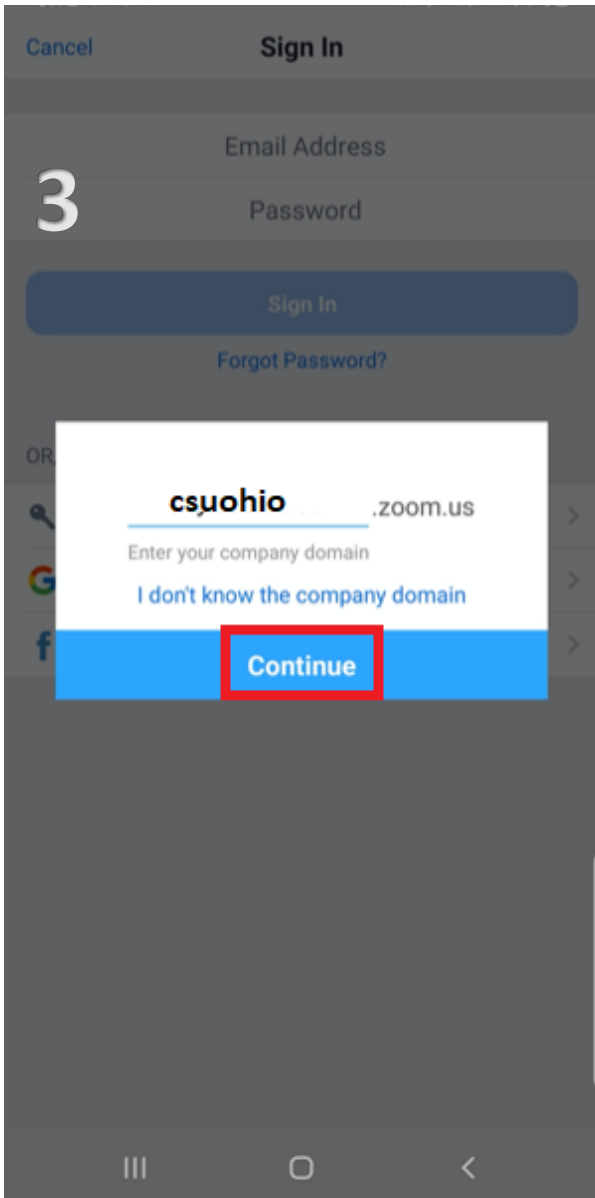


Zoom Android App -Signing in with SSO:

1. Open the Zoom app and tap **Sign In**.
2. On the Sign In page, tap **SSO**.




3. Enter “**csuohio**” in the **company domain** field. Tap **Continue**.
4. Sign in using your **CSU ID**, then tap **Next**.



5. Enter your **Campus password** then click **Sign In**.

6. Once signed in you will be redirected back to the Zoom app.



5



← 227...@csuohio.edu

Enter password

Password

[Forgot my password](#)

Sign in

Faculty and Staff: CSUID@csuohio.edu


Law Students: CSUID@cmlaw.csuohio.edu

Alumni: CSUID@alumni.csuohio.edu

Departmental Accounts: email address

Need help? Call the IS&T Help Desk:
216.687.5050

[Terms of use](#) [Privacy & cookies](#) ...



6

Search



New Meeting



Join



Schedule



Share Screen



Starred



John

(you)



Mark

[Incoming Call]

Mar 23, 2020



Google Calendar Notificati...

Mar 23, 2020

Google Calendar Notifications: [New notification]



Meet & Chat



Meetings



Contacts



Settings