

Sign in and Join

1. Open the Zoom mobile app. If you have not downloaded the Zoom mobile app yet, you can download it from the App Store.
2. After launching the Zoom app, Tap **Sign in**:




Start a Meeting

Start or join a video meeting on the go



Join a Meeting

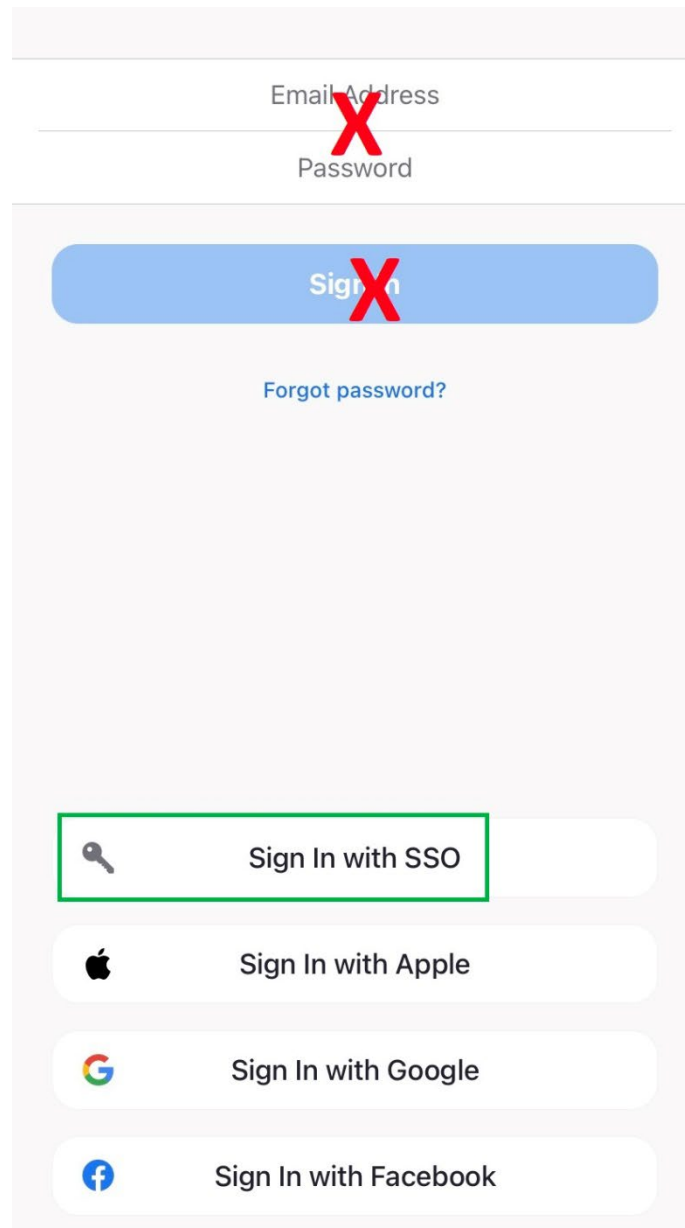
Sign Up



Sign In

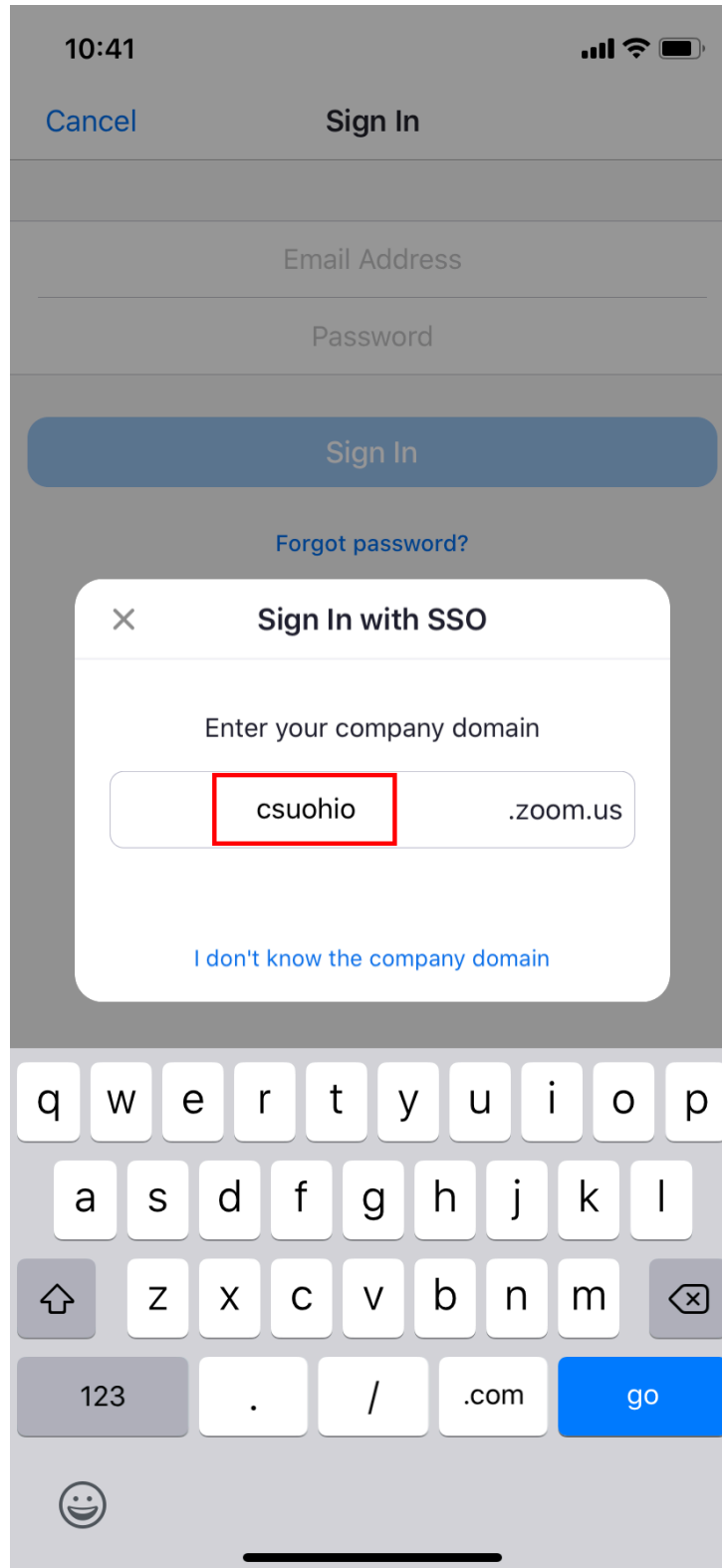


3. Under **SIGN IN WITH**, tap **SSO**:



The screenshot shows a sign-in interface. At the top, there are two input fields: "Email Address" and "Password". A large red "X" is drawn over the "Email Address" field. Below these fields is a blue rounded rectangular button labeled "Sign In", which also has a large red "X" over it. Underneath the button is a link that says "Forgot password?". At the bottom of the screen, there is a section titled "Sign In with SSO" which is highlighted with a green rectangular border. Below this header are four buttons for different providers: "Sign In with Apple" (with an Apple logo), "Sign In with Google" (with a Google logo), and "Sign In with Facebook" (with a Facebook logo). The "Sign In with SSO" header and its corresponding button are the focus of the instruction.

4. When prompted, enter “**csuohio**” in the **Enter your company domain** field:




5. You will be directed to CSU's Single Sign On site.

Enter your **CSU ID@<yourdomain>.edu**, then tap **next**.

10:44
Zoom

AA login.microsoftonline.com


 CLEVELAND STATE UNIVERSITY
engagedlearning

Sign in

1234567@vikes.csuohio.edu




[Can't access your account?](#)

Sign-in options

 **Next**

Fac/Staff: CSUID@csuohio.edu | Law Students: CSUID@cmlaw.csuohio.edu | Alumni: CSUID@alumni.csuohio.edu | Dept Accounts: email address


Terms of use Privacy & cookies ...

< >   

6. Enter your **Campus password**:

10:44
Zoom

AA login.microsoftonline.com


 **CLEVELAND STATE UNIVERSITY**
engaged learning

← 2436151@csuohio.edu

Enter password

Password

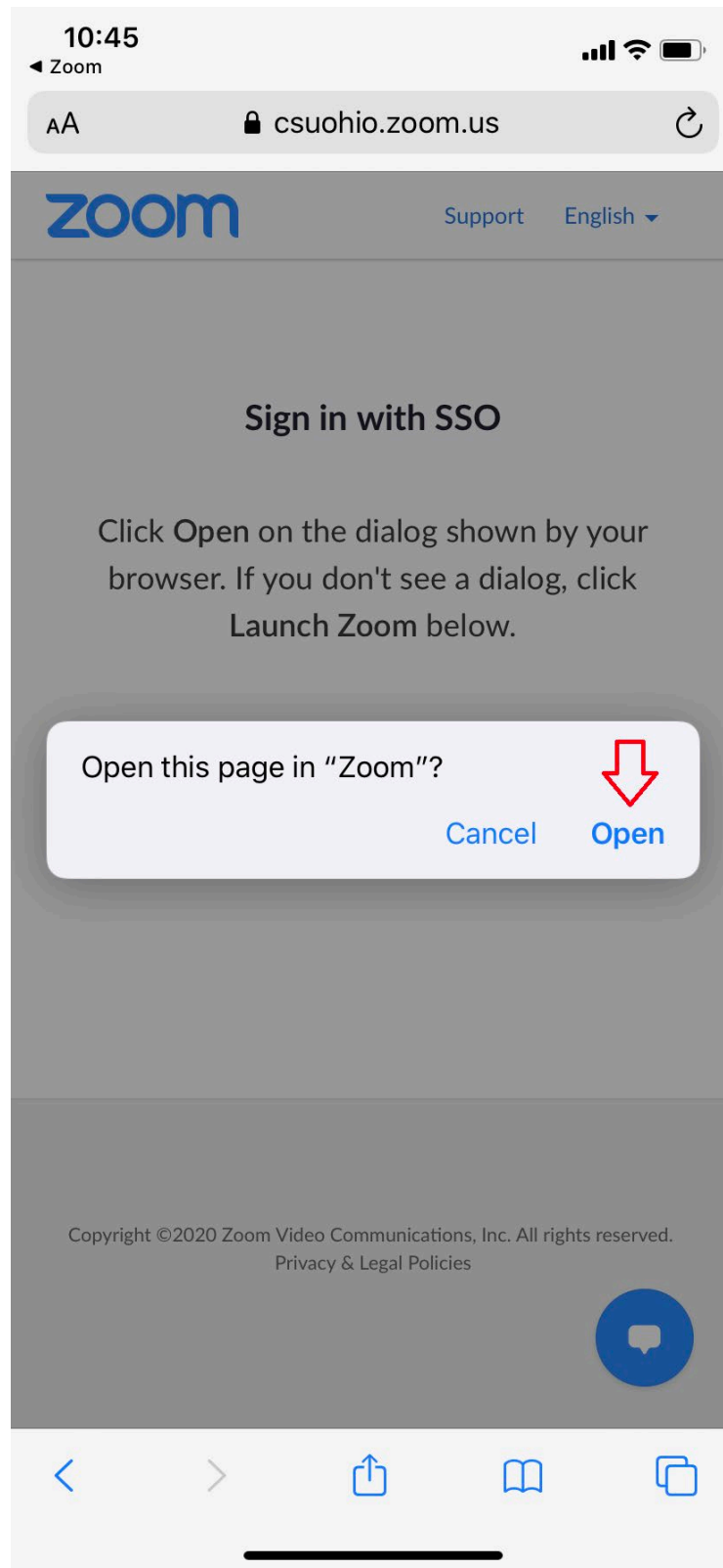
[Forgot my password](#)

 [Sign in](#)

Fac/Staff: CSUID@csuohio.edu | Law Students:
CSUID@cmlaw.csuohio.edu | Alumni:
CSUID@alumni.csuohio.edu | Dept Accounts:
email address

< > ↑ ↓

7. When prompted, tap **open**:



8. Select whether you want to allow Zoom to show notifications and access to your calendar (allowing these options is usually very helpful)

